

# BUNGER MIDDLE SCHOOL NEWSLETTER

December 2011/January 2012

157 South Roosevelt Road --- Evansdale, Iowa 50707-1253 --- 319-433-2550

## Principals' Points

### **Andy Mieke, Principal**

Dear Parents/Bunger Families:

This news letter will serve for the months of December and January. Please review it carefully and pay special attention to important dates.

Bunger is doing great right now and the students and staff have never worked harder. Our two largest initiatives are in full swing and are making an impact. Office referrals are down and the number of students on the honor roll is up- both great indicators that your students are working hard and the staff is pushing them to work even harder towards achievement goals.

January's Site Council meeting will revolve around information on and preparation for ITBS. Parent input on ITBS will be greatly appreciated as we look to make large gains in April when we test. Last year we made gains in two of our three grade levels but we are always looking to increase achievement.

Have a safe and relaxing Winter Break and please let us know if we can assist you or your student in any way.

Sincerely,  
Andy Mieke  
Principal

### **Important Dates**

- No School 12/23/11 to 1/3/12
- No Site Council meeting in January
- Site Council meeting February 6

Dear Parents,

Happy Holidays to everyone. We are approaching Winter Break and everyone will get a chance to recharge for the second half of the year. We will continue to diligently work to make Bunger a place where students are successful socially, emotionally, and academically.

Our wrestling team and girls' basketball teams have experienced success during the season. The season is about finished and our athletes improved their skills. I encourage the athletes to take advantage of opportunities in the community to continue to improve those skills learned while they played this year.

I would like to thank parents and guardians who made sure that their child got to morning practices. Also, thank you in advance to the parents of the boys' basketball players who will transport their child to morning practices. I realize this is a sacrifice to many of you but it is critical to our programs. The coaching staff and I truly appreciate your understanding and your sacrifice.

In addition, during the winter, our weather can be tricky and delaying or canceling school happens a few minutes before morning practice is to begin. Use your best judgment on those mornings when the weather is bad because we will not penalize athletes for missing practice when it is weather related.

Boys' basketball will begin after winter break. All boys who plan to play basketball need to have a current physical on file with a health history and insurance information. They will not be allowed to practice without being cleared by the office.

Thanks for all you do to make Bunger a successful place,

Deretha Fantroy  
Assistant Principal/Athletic Director

# Important Dates

Dec 12	Orchestra Concert – 7:00 p.m. Bunger Gym
Dec. 19	Band Concert – 7:00 p.m. Bunger Gym
Dec 22	End of 2 <sup>nd</sup> Quarter
Dec. 23-Jan. 3	Winter Break 
Jan. 4	Classes Resume
Jan 9	Vocal Music Concert –7:00 p.m. East High School
Jan 16	Martin Luther King – No School
Feb 6	Site Council – 5:30 p.m.

Reminders for parents – Every Wednesday students are dismissed at 1:15 p.m. for teacher in-services.



## Holiday Orchestra/Band Concert!!!!

On Monday, December 19<sup>th</sup> the Bunger Instrumental Music Department will be presenting “A Holiday Band Concert” at 7:00 p.m. in the Bunger Gymnasium. The concert will feature both of the 6<sup>th</sup> Grade Bands, 7<sup>th</sup> Grade Band, 8<sup>th</sup> Grade Band and the Jazz Band. Music will include such songs as “It’s the Most Wonderful Time of the Year”, “The Nutcracker Suite”, “The Caveman Gets a Haircut” and many more holiday favorites.

A reminder to parents that all band students need to have a white shirt with a collar, black pants, slacks or skirt, and black or dark colored shoes. Further information is in the band handbook. The concert is free and open to the public.

## Vocal Music Concert

On January 9, 2012, the 7<sup>th</sup> and 8<sup>th</sup> grade students will combine chorus groups and perform a vocal music concert at East High School at 7:00 pm. The concert will feature many musical styles. Hope to see you there!

## Bunger 2011-2012 Yearbook



Did you know yearbooks may be pre-ordered anytime during the school year? The yearbook cost will be \$15.00. Please get your order in early to make sure you receive a copy.

The yearbooks are delivered in late May.

## 8<sup>th</sup> Grade Parents

The Presidential Award for Educational Excellence is awarded to 8<sup>th</sup> graders who have met the following standards.



1. Have met or exceeded the 85<sup>th</sup> percentile in math or reading on the ITBS tests given in the 8<sup>th</sup> grade.
2. Have a GPA of 3.5 or higher at the end of each quarter.

If you have any questions, please call Ms. Evanson at 433-2550.

## Inclement Weather

The Waterloo School District will notify local television and radio stations for school cancellations or delays.

Connect-ed calls will also be made to homes on the infinite campus contact list stating what decision is being made by the Waterloo School District concerning the early closing, delay start, or cancellation of school. Please Do Not Call The School for This Information.

## Bunger Website

Check out our Website: Announcements, Newsletters, activities, and sports schedules are posted on the website for Bunger Middle. <http://www.waterloo.k12.ia.us/schoolsites/bunger/>

## Orchestra Winter Concert

The Orchestra Concert is on Monday, December 12 at 7:00 p.m. in the Bunger Gymnasium.

Students should report to the Band Room by 6:30 p.m. to tune. All students are required to participate in the performance. Concert Attire: Black pants/skirt and a white collared shirt.

The students have been working hard on our concert music, ask them which piece is their favorite and why!



## Operation Family Pack

Bunger has partnered with the Northeast Iowa Food Bank to offer a program called "Operation Family Pack". The program distributes healthy snack foods to students on a weekly basis. The foods will be placed in a backpack (provided by NIFB) and students will bring them home on the last day of the school week. Students will return the backpacks to Bunger on the following Monday to be used again.

Kid friendly snacks may include; Easy Mac & Cheese, crackers, cereal, shelf stable milk, pudding, soup, fruit, trail mix, and other items.

This program is available for students who receive free or reduced lunch and/or have an immediate need. There is a quick, easy enrollment form to fill out.

Have your child contact Ms. Yancey or parents/guardians may call Bunger at 433-2550. This program has officially started, but you may enroll at any time.

## Attendance

Regular attendance and punctuality are essential for success in school. Parents/Guardians are requested to call the school office at (319) 433-2550 between 7:30-9:00 am to report a student's absence. Calls should be made for each day a student is absent. If your child visits a physician/dentist please obtain a medical excuse and submit it to the office.

## Scheduling Alert

In January, 8<sup>th</sup> graders will begin the process of scheduling for high school. Each 8<sup>th</sup> grade student will be given a scheduling packet and will work with Ms. Evanson and Mr. Fleener. If parents have any questions about scheduling, contact Ms. Evanson or Mr. Fleener at Bunger, 433-2550.

If you live in the East High attendance center, your child will be scheduled for East High. If you live in the West High attendance center, your child will be scheduled for West High.

If it is your intent to request "Voluntary Request" to another high school, your child must pick up the information when available at Bunger or the Education Service Center.

## Mrs. McLean's 8<sup>th</sup> Grade Language Arts

On November 14, forty six 8<sup>th</sup> grade students visited Ms Surma's second grade class at Poyner and read their children's story to them. It was a great success and Bunger plans to do other sharing activities later in the year.

### Congratulations November S.M.A.R.T Students

- 6<sup>th</sup> Braden O'Brien  
Antonia Harkrider
- 7<sup>th</sup> Courtney Flockhart  
Samantha Johnson  
Jacob Wright
- 8<sup>th</sup> Olivia Saunders-Hubert  
Ryane Ortman  
Kaitlyn Welter



## Tips for School Bus Safety

This is a good time to remind students, parents and bus drivers about tips for school bus safety. School bus transportation is safe, even safer than cars! Most people don't realize it, but the most dangerous time is when pupils are entering and exiting the bus — not in a crash.

### Reminders for Students:

- Have a safe place to wait for your bus, away from traffic and the street.
- Stay away from the bus until it comes to a complete stop and the driver signals you to enter.
- When being dropped off, exit the bus and walk ten giant steps away from the bus. Keep a safe distance between you and the bus. Also, remember that the bus driver can see you best when you are back away from the bus.
- Use the handrail to enter and exit the bus.
- Stay away from the bus until the driver gives his/her signal that it's okay to approach.
- Be aware of the street traffic around you. Drivers are required to follow certain rules of the road concerning school buses, however, not all do. Protect yourself and watch out!
- When waiting for the bus, stay away from traffic and avoid roughhousing or other behavior that can lead to carelessness. Do not stray onto streets, alleys or private property.

### Parent Newsletter Tips:

- Line up away from the street or road as the school bus approaches. Wait until the bus has stopped and the door opens before stepping onto the roadway.
- When on the bus, find a seat and sit down. Loud talking or other noise can distract the bus driver and is not allowed. Never put head, arms or hands out of the window.
- Keep aisles clear -- books or bags are tripping hazards and can block the way in an emergency.

- Before you reach your stop, get ready to leave by getting your books and belongings together.
- At your stop, wait for the bus to stop completely before getting up from your seat. Then, walk to the front door and exit, using the hand rail.
- If you have to cross the street in front of the bus, walk at least ten feet ahead of the bus along the side of the road, until you can turn around and see the driver.
- Make sure that the driver can see you. Wait for a signal from the driver before beginning to cross. When the driver signals, walk across the road, keeping an eye out for sudden traffic changes.
- Do not cross the center line of the road until the driver has signaled that it is safe for you to begin walking.
- Stay away from the bus' rear wheels at all times.

*Source: National Safety Council,  
www.nsc.org.*

## Abused Animals

Billions of animals are abused each year. Animals are abused, neglected, and abandoned every day. The Cedar Bend Humane Society is in need of supplies. The 8<sup>th</sup> grade ELP is working on a service learning project to help the animals. We are going to the humane society on December 14 to volunteer and help with the animals. We would like to receive donations to give to the humane society. We would like to receive....

- Blankets
- Towels
- Cat/dog toys
- Food/water bowls
- Cat/dog beds
- Cat/dog treats
- Cat Litter
- Kitty condos
- Collars
- Leashes
- Canned food (No bagged food!!!)

## Use the Iowa AEA Online Databases to Explore, Learn and Create

The databases provided by the AEA 267 give your student(s) access to searchable collections of newspaper & magazine articles, clip art, photographs, music, videos, software tutorials, and a lot more for homework and personal development. There are a number of changes in the offerings this year. Every school has a new log-in credentials. Our new user ID is 6795bunger and the password is aea267. Go to [www.iowaonline.com](http://www.iowaonline.com) to explore. There are business cards in the media center. The new resources include:

### BookFLIX (PreK-12)

- Watch and read or read-along – fictional video books can be paired with related non-fiction ebooks. – plus there are puzzlers and author biographies and selected links to safe, age appropriate websites for additional exploration - highly engaging.

### Britannica Digital Learning (PreK-12)

- In addition to the encyclopedia articles from *Comptons's* and *Britannica*, world atlas, Merriam-Webster dictionary, and thesaurus, there are also topic related website links, videos and animations, images, periodical articles, etc. – select age-appropriate level or search all levels for information.

### CultureGrams (PreK-12)

- Daily life, culture, history, customs and lifestyles of people around the world and in the 50 U.S. states and/or the provinces of Canada can be explored, contrasted, and compares through fact, photos, videos, interviews, recipes, and more. Ten different resources are designed for age appropriate access.

### Gale (PreK-12)

- Locate articles from newspapers and magazines as well as other reference materials – select age-appropriate level and database for searching.

### Teen Health & Wellness (7-12)

- Provides students with nonjudgmental, straightforward, standards-aligned, curricular and self-help support. Topics include Body Basics, Developmental Disabilities and Disorders, Diseases, Infections, and conditions; Diversity Drugs and Alcohol; Eating Disorders; Family Life; Food and Nutrition; Friendship and Dating; Green Living, Grief and Loss; Mind, Mood, and emotions, Nutrition; Fitness and Appearance; Safety; Sexuality and Sexual Health; Skills for School, Work, and Life.

There are several which are returning sources:

### AccuWeather (PreK-12)

- Local and international weather conditions and forecasts for research, presentations and projects.

### AP Images (PreK-12)

- Current and historical (today-1800's) photos, audio clips, maps from the Associated Press archives; primary sources for both U.S. and world news events..

### Atomic Learning (PreK-12)

- Professional development resources and curriculum materials to infuse 21<sup>st</sup> century skills into the classroom. Includes access to over 50,000 tutorials

### iCLIPART For Schools (PreK-12)

- Jazz up school work legally with photos, clip art, animations, fonts, sounds, videos, etc

### Learn 360 (PreK-12)

- Educational streaming media offering thousands of full-length digital videos, video clips, images, auto files, newsreels, speeches, and a comprehensive library of teaching resources from educational publishers. Research information doesn't always have to come from print sources!

### SIRS Issues Researcher (9-12)

- Pro vs con; find articles on both sides of social, scientific, health, political, and global issues. Exploration of the origins, perspectives, and essential questions under debate on over 300 pro/con social issues. Review thousands of highly targeted articles, primary sources, statistics, websites, and multimedia. Articles are read-aloud enabled and searchable by Lexile reading levels.

### Soundzabound (PreK-12)

- Royalty free music and sound effects for digital communications such as *PowerPoints*, videos, podcasts, etc. This is a legal way to jazz up school work. The MP3 audio files are cross platform for use in any Mac or PC software that incorporates audio.

Some of the old subscriptions were not renewed. The EBSCO periodical databases are among those no longer available through the AEA's. You can access EBSCO through the State Library of Iowa's Online Resources. All you need to do is get a free State Library Card.

# Middle Years

Working together for school success



## Short Stops

### Holiday teamwork

If your family celebrates a winter holiday, invite your tween to help with preparations. The bonding time can create special memories. You might work side-by-side to bake, wrap gifts, or decorate. Let your child know how much you enjoy her company—and her help!

### Be a travel agent

Boost your youngster's imagination and research skills. Ask him to pretend he's traveling back in time to drum up tourism for an ancient city like Troy or Alexandria. He can read books and websites to learn what might attract visitors (theater performances, athletic competitions, poetry readings) and then design a travel brochure.

### Hygiene habits

Middle school is a good time for you and your children to evaluate their hygiene routines. At this age, they'll start to sweat more, so they'll need to work harder to keep their skin clean. Introduce habits like washing their faces morning and night and wearing deodorant.

### Worth quoting

"Knowledge is of two kinds. We know a subject ourselves, or we know where we can find information on it."

*Samuel Johnson*

### Just for fun

**Q:** What's the worst thing that can happen to a geography teacher?

**A:** Getting lost.



## Acts of kindness

It's free, it can be big or small, and it can make your child feel good whether she gets it or gives it away. What is it? Kindness!

Middle graders who are considerate get along better with classmates and adults. They also tend to be happier and feel better about themselves. Foster kindness with these ideas.



### Talk about why

Tell your child that when you help others, it benefits you as well as the person you're helping. You can get your mind off your own problems and feel good about making a difference. Plus, kindness makes life better for people in your youngster's school and community. Ask her to look for examples (a teacher helping parents learn English, a neighbor clearing snow from community sidewalks).

### Take action

Encourage your middle grader to be kind whenever possible. For example, if there is a new student in her classes, ask her how she might feel if she was new. Putting herself in someone else's shoes makes it easier to be compassionate.

Then, she can think of ways to make the new girl feel welcome, such as introducing herself or sitting with her at an assembly. Also, suggest that she ask the school counselor if her school provides ways to help others (collecting books for needy children, for instance) and then participate.

### Celebrate kindness


Highlight your child's kind behavior when you see it. You might say, "That was so nice of you to put away your brother's laundry while he's sick." Or declare "Kindness Week" at your house. Family members can write down random acts of kindness they see each other do. At the end of the week, take turns reading them out loud at dinner. Try to guess which family member did each one. 👍

## Achievement boosters

Middle schoolers sometimes need extra encouragement to do their best. Create learning enthusiasm in your child with strategies like these:

- Suggest that your youngster talk to his teachers about creative approaches to assignments. Some teachers may allow students to use different formats for projects. For example, your teen might make a video, do a slide show, or interview an expert.

- Encourage him to use subjects he likes to help him do better in those he's less enthusiastic about. If he loves science but isn't fond of writing, for instance, he might write a science fiction story for a creative-writing assignment. 👍




# Passing the test

A test can show your child—and his teacher—how much he has learned. But if he gets confused by the way a question is phrased or leaves an important point out of an essay, his grade might not reflect what he knows.

Share these techniques for tackling different types of questions with confidence.

## True or false

- Read the whole statement. If any part is incorrect, the answer is “false.” The entire statement must be accurate for the answer to be “true.”
- Take a guess. If there’s no penalty for wrong answers, select the answer that makes the most sense, even if you’re not sure. You have a 50 percent chance of getting it right.



## Multiple choice

- Predict the answer. Before you read the choices, have an answer in mind. You’re less likely to get tripped up by answers that aren’t quite right.
- Consider “all of the above.” If you’re sure more than one of the responses is correct, then all of them may be right.

## Essay

- Identify key words. Pay attention to whether the question calls for you to “compare,” “analyze,” “summarize,” or “explain.” Base your answer on what you are being asked to do.
- Make an outline. Having a quick plan will help you focus on the main ideas and not forget a point you want to make in your answer. 👍

## Parent to Parent

### Which activity?



When my son Peter started middle school, I wanted him to find an after-school activity so he could try something new.

I suggested that he get a list of activities from the school office. He also talked to his buddies about groups they participated in. We were both surprised at the variety! There was a foreign-language club, drama program, yearbook staff, and debate team.




My son went through the list and starred the ones he most wanted to try. Together, we went over the time commitment for each of his favorites.

Peter decided to join the yearbook staff with his friend Ratul, and so far, he loves it. I’m happy he’s involved in a new activity, and he’s excited to be busy after school. 👍

## Technology time-out

Between TV, computers, and phones, most teens and tweens spend a lot of time using technology. Try these tips to encourage moderation:

- Set an example by unplugging on purpose. You might put your cell phone away during dinner and shut down your laptop while your family is watching a movie together. Explain that you can’t pay attention to family while you’re texting or emailing.
- Make it clear that homework comes first. Consider checking finished work before your child turns on the TV or plays a video game. If she’s using a computer for homework, she should sign out of instant-message programs and social-networking sites.
- Have a screen-time limit—experts recommend no more than two hours a day—and let your middle grader decide how to use it (texting, surfing the Internet). You might insist that she spend one hour being active (walking the dog, shooting baskets) for each hour she spends in front of a screen. 👍



## Q & A Young love


**Q** My eighth-grade daughter has her first boyfriend, and they see each other a lot. How should I handle the situation?

**A** Let your daughter know that you’re happy for her. She’ll be more likely to come to you with questions or concerns if she feels like you’re on her side.

Consider making rules about where she and her boyfriend can go. You might insist on group

dates in public places, like roller skating or movies with friends. Also, encourage her to invite him home so you can get to know this special person in her life.

Tell your daughter that even though she wants to be with him, it’s important for her to spend time with family, too. Also, she should continue talking to her girlfriends and hanging out with them. If she “drops” them for her boyfriend, she could end up losing valuable friendships. 👍



**OUR PURPOSE**

To provide busy parents with practical ideas that promote school success, parent involvement, and more effective parenting.

Resources for Educators,  
a division of CCH Incorporated  
128 N. Royal Avenue • Front Royal, VA 22630  
540-636-4280 • [feedback@wolterskluwer.com](mailto:feedback@wolterskluwer.com)  
[www.rfeonline.com](http://www.rfeonline.com)  
ISSN 1540-5540

# Middle Years

Working together for school success



## Short Stops

### Happy New Year!

New Year's resolutions can help your child form good habits. This year, have her think of resolutions for your family, like exercising together once a week. Then, come up with a plan, such as walking on Saturday mornings, and motivate each other to stick with it.

### Internet pledge

To help protect your middle grader when he uses the Internet, consider creating a safety contract. Put rules in writing ("I will not give out personal information," "I will not talk to strangers"). Then, have him sign the pledge and post it near the computer. *Tip:* Find sample rules at [www.safekids.com/contract.htm](http://www.safekids.com/contract.htm).

### Promptness, please

Being at her desk when the bell rings means your child won't miss important announcements or class instruction. Suggest that she add a five-minute "cushion" to her morning so she has time to deal with the unexpected (a missing shoe, an early bus).

### Worth quoting

"A mind that is stretched by a new experience can never go back to its old dimensions."  
*Oliver Wendell Holmes Jr.*

### Just for fun


**Q:** A man went out in the rain without an umbrella or a hat, yet not one strand of hair got wet. How is that possible?

**A:** He was bald!



## Friendly reading

Looking for a way to motivate your children to read regularly and enjoy books? Have them turn reading into a social event! Sharing reading with friends can improve comprehension and keep youngsters motivated to read through the middle years. Try these ideas.



### Reading buddies

Your children might plan to read with friends at libraries or at one of their houses. Suggest that they each take a novel to read or share some magazines. This is also a good way to tackle books they're assigned for class. They can discuss passages they like or ask for help with parts that aren't clear.

several titles to the meetings so the group will have plenty to choose from.

### Social networking

Online reading communities are fun places for kids to swap book recommendations and express opinions about what they read. They can rate and review books at [www.goodreads.com](http://www.goodreads.com). Using the site regularly is a good way to keep track of titles they've read, too. At [www.youarewhatyouread.com](http://www.youarewhatyouread.com), each reader can leave a "book-print"—a list of all-time favorite books. They'll also be able to see which books their friends like best, and why. 👍

### Book clubs

Encourage your youngsters to find out whether the public library or school media center offers book clubs. Or they could start their own groups with several classmates. The students can choose a book to read and pick a date to get together and talk about it. Each member could take

## Go, team!

Cheering on the home team with good sportsmanship shows class. Your child can help her school and team earn a nice reputation with these suggestions:

- Show school pride by wearing team colors on game days and to sporting events.
- Hold up signs that encourage the home team. ("Go, Hawks!") Avoid slogans or messages that put opponents down.
- Join in positive chants and cheers to spur on your team ("De-fense! De-fense!"), and don't boo the other team.
- Respect referees' and officials' calls by keeping negative thoughts to yourself. Remember that just one angry fan can turn the tide of a crowd.
- Be courteous to fans, players, and coaches of other teams if you run into them before or after a game. 👍



# Let's talk!


Something seems to be on your middle grader's mind, but you can't get her to open up. Or you've disagreed about a decision, but she's not interested in talking about it.

The words you choose can make a difference in whether discussions take off or end quickly.

## Starters

These comments invite further conversation by showing you care about what your child has to say. They also demonstrate that you're willing to listen rather than interrupt with your own opinions or solutions. Try conversation openers such as:

- "Tell me more about that."
- "How do you feel about it?"



- "I can tell this really matters to you. Why do you think that is?"
- "What would you like to see happen?"

If your youngster knows she can talk without being judged or lectured, she will be more apt to share her feelings.

## Enders

These phrases can give your middle schooler the impression you're not interested in a two-way conversation or that you don't respect her feelings. Try to avoid saying things like:

- "I'm the adult."
- "Don't argue with me."
- "You shouldn't feel that way."
- "You don't know what you're talking about."


If your child is afraid you'll criticize, she'll be more likely to keep her thoughts to herself. 👍



# Fun with electives

One exciting thing about middle school is that your child gets to take electives. Here are ways he can decide which subjects to choose—and get the most out of them.

Start by scanning the course offerings together. Look for classes that match his interests (photography, poetry) or that help him explore careers (computer programming, journalism). He can ask his school counselor about specific courses or get input from teachers on what kind of assignments he'll have.



Then, when your tween takes electives, ask him to introduce your family to what he's learning. You might take family "field trips." For example, visit an art museum if he's taking painting, or head to a local creek if he's studying environmental science. Also, you can show support by attending a school play if he's in charge of sound effects, or you might display a table that he built in shop class. 👍

## Q & A


### Jump right in!

**Q** My son waits until the last minute to start school projects. Then, he ends up stressed out and doesn't do his best. How can I help him change this?

**A** When it comes to projects, getting started might seem like the hardest part. But the longer your child puts it off, the tougher it can be to do a good job and finish on time.

As soon as he knows about a project, he should write the steps in his planner, making sure to allow enough time for each one. For example, to do a science project, he'll need to gather materials, set up the experiment, collect and record data, and analyze results. If he sees the steps broken down, getting started might not seem overwhelming.

Let him know that the important thing is to do something each day, no matter how small, so that he keeps moving forward. 👍



## Parent to Parent


### Smart spending

When my daughter Alyssa reached middle school, she started asking for money to spend on things like weekend outings and trendy jeans. These extras usually weren't in my budget, and I wanted her to learn about making good spending choices for herself.

I started giving her a small allowance so she could pay for non-necessities and get comfortable managing money. We talked about ways to be responsible with her allowance, like shopping

around for the best price and thinking carefully about each purchase. I suggested that she ask herself if she'd rather save the money for something else, if the purchase was something she could wait for, or if she could live without it altogether.

Alyssa's been getting her allowance for a month. Last Saturday, she invited a friend over instead of meeting at the mall for lunch so she could save for jeans. I'm glad she's learning to make these choices now so she'll be more prepared to manage her own budget when she's older. 👍



**OUR PURPOSE**

To provide busy parents with practical ideas that promote school success, parent involvement, and more effective parenting.

Resources for Educators,  
a division of CCH Incorporated  
128 N. Royal Avenue • Front Royal, VA 22630  
540-636-4280 • rfeustomer@wolterskluwer.com  
www.rfeonline.com  
ISSN 1540-5540