

# Dr. Walter Cunningham Elementary School Annual Report 2009-2010



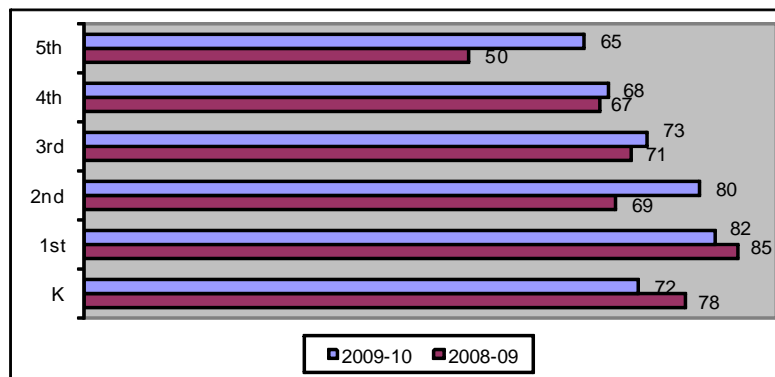
1224 Mobile Street ◊ Waterloo, IA 50703 Phone: 319-433-2600 ◊ Fax: 319-433-2603  
Email: CrowleyE@waterloo.k12.ia.us ◊ http://cunningham.waterloo.k12.ia.us

## Message from the Principal: Elizabeth Crowley

In August 2002, the Dr. Walter Cunningham School for Excellence was the first elementary school to open in our district in over 50 years. Creating a vision for our new student population gave us the impetus and opportunity to examine and implement some unique initiatives.

Our mission statement, "A Learning Community Inspiring Personal Development and Academic Success", represents what we work toward on a daily basis. We have worked diligently to create a warm and welcoming environment that is conducive to learning. Our students continue to strive toward academic and personal excellence. At the Dr. Walter Cunningham School for Excellence we have a staff comprised of caring, hardworking, enthusiastic, and dedicated individuals that have high expectations for students. We are fortunate to have increasingly strong support from our parents and community members as we work together as a team to develop and prepare our students to become successful adults. At the Dr. Walter Cunningham School for Excellence, we are on the path to success and we are the STARS! (Safe, Trustworthy, A+ Attitude, and Respectful)

## Enrollment



## Average Daily Attendance

### Students

Cunningham Elementary	93.6%
District Elementary	94.9%



## 2009-2010 Average Class Size

	K	1st	2nd	3rd	4th	5th
Cunningham Elementary	24.0	20.5	20.0	24.3	22.7	21.7
District Elementary	21.4	21.1	22.3	23.0	25.3	24.1

## Partners in Education

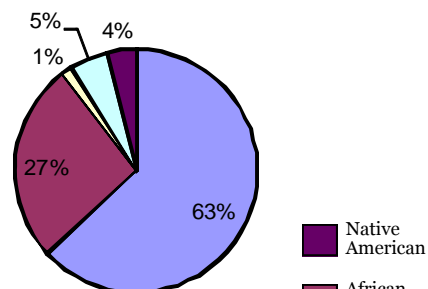
Partners in Education is a school-business partnership program that matches community organizations with schools to enhance academic and social growth.

The following businesses are Cunningham Elementary's Partners in Education:

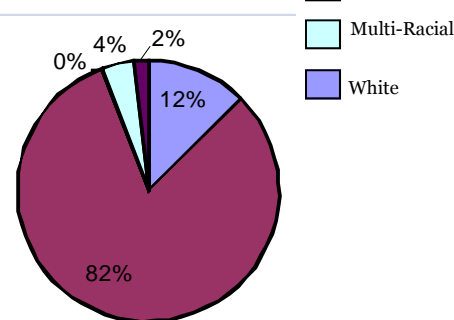
- City of Waterloo
- Winnebago Council Boy Scouts of America
- KBBG Radio, 88.1 FM
- AFFINA
- Community National Bank
- UNITY Neighborhood Association
- St. Timothy's United Methodist Church
- Gates Park Optimist Club
- Hellman Associates, Inc.
- Jesse Cosby Center
- Martin Luther King Jr. Center
- Mt. Carmel Baptist Church

## Diversity

### District %



### Cunningham %



## Conference Attendance

### By Parents

	<u>07-08</u>	<u>08-09</u>	<u>09-10</u>
Cunningham	92.0%	91.5%	93.5%

## Free or Reduced Lunch Eligibility


Cunningham Elementary	88.8%
District Average	63.6%

## Student Mobility


*Students entering after Aug. 31, 2009 or leaving before May 30, 2010.*

Cunningham Elementary	13.68%
District Elementary	15.61%

## Reading Comprehension % Proficient



## Math Comprehension % Proficient



The district began reporting ITED/ITBS scores including the Iowa Growth Model results for 2009-10. There will begin to be a trend next year when scores can be compared.

## Reading and Math Proficiency

Figures are based on average percent for grades 3-5. Students who score at or above the 41st percentile on the ITBS are considered "proficient." Our goal is to continue to increase the percentage of our students who meet this minimum standard.

## Cunningham 2009-2010 Goal Report

### Reading Goals:

- The percent of proficient students in reading comprehension grades 3-5 will increase from 55.8% proficient to 70% as measured by the spring 2010 ITBS test.
- 100% of students in kindergarten will be at or above instructional level on the spring D-PAT and Yopp (50-72).
- 100% of students in grades 1-2 will be at or above instructional level on spring DRA (16-28 gr.1) (28-38 gr. 2).
- 100% of the students in K-2 will be at or above grade level on the spring PAT test.
- 100% of the students in grades 1-5 will be at or above instructional level, on a grade level passage on the spring BRI.

### Math Goals:

- The percent of proficient students (based on FAY) in math total grades 3-5 will increase from 41.6% proficient to 55% as measured by the spring 2010 Iowa Test of Basic Skills.
- 90% of K-2 students will be proficient on the end of the year math test.

### Climate/Culture Goals:

- 80% of staff, students, and parents identify Cunningham as an environment of mutual respect as measured by a climate survey given twice a year.
- Off-site visits will be completed with 80% of our families.

## Building Staff

<u>Licensed Professionals</u>	<u>Support Staff</u>
43	20
<u>Licensed Professional Staff to Student Ratio</u>	
1:10.8 Cunningham	1:12.8 District



## What Makes the Cunningham School Unique?

- PBIS/Good Character Celebration
- Franklin Covey Leader in Me Program (2010-2011)
- Dedicated IDM Process
- Co-Teaching (Reading)
- Continuous Year Calendar
- Preschool NAEYC Accreditation
- Reading 1st School
- YWCA Afterschool Program